



Venus Community Service Development Corporation

Tuesday, December 2, 2025 - 6:00 PM

Regular VCSDC Meeting
210 S. Walnut Street
Venus, Texas 76084

AGENDA

- 1. Call to Order, Roll Call, Invocation, Pledge of Allegiance, Pledge to Texas Flag:**
- 2. Citizen Public Comment Period:**
- 3. Consent Agenda:**
 - 3.1. Approval of meeting minutes of the regular called meeting on November 4, 2025.
 - 3.2. Ratify the revenue and expenditure report from November 2025.
- 4. Presentation:**
 - 4.1. Presentation by Mundo and Associates, Inc.
- 5. Discussion and Consideration Items:**
 - 5.1. Discuss and consider a process for hiring an EDC Director.
 - 5.2. Discuss and consider EDC training for all boardmembers.
 - 5.3. Discuss and consider a budget amendment for the Fiscal Year 2025-2026 Annual Budget.
 - 5.4. Discuss and consider Venus Community Service Development Corporation protocols and procedures.
- 6. Adjournment:**

The Venus Community Service Development Corporation reserves the right to meet in Executive Session closed to the public at any time in the course of this meeting to discuss matters listed on the agenda, pursuant to authorization by the Texas Open Meetings Act TEXAS GOVERNMENT CODE, Chapter 551.071 (Private consultation with attorney for the city), 551.072 (deliberations about real property), 551.073 (deliberations about gifts and donations), 551.074 (personnel matters), 551.076 (deliberations about security devices), 551.087 (economic development), 418.183 (homeland security). This is to certify that a copy of this Notice of Meeting was posted on the bulletin board at City Hall, 700 W. Hwy 67 Venus, Texas and at a place readily accessible to the public at all times and to the City's website www.cityofvenus.org, on Tuesday, November 25, 2025, on or before 5:30 pm.

Callie Green, TRMC

City Secretary

For more information or a copy of the Open Meetings Act, please contact the Attorney General of Texas at 1-800-252-8011. This building is wheelchair accessible. Any requests for Interpretive Services must be made 48 hours in advance of the scheduled meeting. To make arrangements please call 972-366-3348.

Removed: _____

Time: _____

VENUS COMMUNITY SERVICE DEVELOPMENT CORPORATION

MEETING MINUTES

NOVEMBER 4, 2025

1. **Call to Order, Roll Call, Invocation, Pledge of Allegiance, Pledge to Texas Flag:**

Chair, Joe Russell, called the meeting to order at 06:01 PM, Russell gave the Invocation, and Drambareanu led the Pledge of Allegiance and Pledge to the Texas Flag.

Boardmembers present: Joe Russell, Raymond Jackman, Katie Drambareanu, Michelle Crane, and Elisabeth Livingstone.

Boardmembers absent: Jeannie Prazak and Jira Sansom

Staff present: Callie Green.

2. **Citizen Public Comment Period:**

No public speakers.

3. **Consent Agenda:**

3.1. Approval of meeting minutes for Special Called meeting on September 30, 2025.

I make a motion to approve meeting minutes for special called meeting on September, 30, 2025.

Moved by: Katie Drambareanu

Seconded by: Rayman Jackman

For: Unanimous. Motion carried Yes 5, No 0, Abstained 0.

4. **Discussion and Consideration Items:**

None.

5. **Executive Session:**

IN ACCORDANCE WITH TEXAS GOVERNMENT CODE, SECTION 551.001, ET SEQ. THE VENUS COMMUNITY SERVICE DEVELOPMENT CORPORATION WILL RECESS INTO EXECUTIVE SESSION (CLOSED MEETING) TO DISCUSS THE FOLLOWING: Section 551.074 (a)(1)- Personnel Matters.

Adjourned into closed session at 6:04 pm.

Reconvened into open session at 6:28 pm.

5.1. Discussion regarding the employment, evaluation, reassignment, duties, discipline, resignation, or dismissal of a city officer or employee, unless such officer or employee requests a public hearing to wit: EDC Director.

5.2. Any action to be taken on Executive Session

I make a motion to terminate Joshua Jones as EDC Director.

Moved by: Raymond Jackman

Seconded by: Katie Drambareanu

For: Unanimous. Motion carried Yes 5, No 0, Abstained 0.

6. Adjournment:

Chair, Joe Russell, adjourned the meeting at 06:30 PM.

City of Venus
 Revenue And Expense Report
 As of November 30, 2025

11/24/2025 10:54 AM

| 30 - VCSDC | Current Month Expense/Rev | Year To Date Expense/Rev | Current Year Budget | Budget Balance Remaining | % Balance Remaining | Prior Year YTD Balance | Prior Year FY End Bal. |
|-----------------------------------|------------------------------|-----------------------------|------------------------|--------------------------------|------------------------|---------------------------|---------------------------|
| Revenue Summary | | | | | | | |
| 00-Special Rev Dept/Vcsdc | 46,938.65 | 78,742.94 | 508,725.00 | 429,982.06 | 84.52% | 75,326.85 | 464,588.11 |
| Revenue Totals | <u>46,938.65</u> | <u>78,742.94</u> | <u>508,725.00</u> | <u>429,982.06</u> | <u>84.52%</u> | <u>75,326.85</u> | <u>464,588.11</u> |
| Expense Summary | | | | | | | |
| 00-Special Rev Dept/Vcsdc | 1,028.53 | 17,897.64 | 537,595.00 | 519,697.36 | 96.67% | 10,858.58 | 106,285.89 |
| Expense Totals | <u>1,028.53</u> | <u>17,897.64</u> | <u>537,595.00</u> | <u>519,697.36</u> | <u>96.67%</u> | <u>10,858.58</u> | <u>106,285.89</u> |
| Revenues Over(Under) Expenditures | <u>45,910.12</u> | <u>60,845.30</u> | <u>(28,870.00)</u> | <u>(89,715.30)</u> | <u>90.76%</u> | <u>64,468.27</u> | <u>358,302.22</u> |

City of Venus
 Revenue and Expense Report
 As of November 30, 2025

11/24/2025 10:54 AM

| 30 - VCSDC Department Revenue | Current Month Expense/Rev | Year To Date Expense/Rev | Current Year Budget | Budget Balance Remaining | % Balance Remaining | Prior Year YTD Balance | Prior Year FY End Bal. |
|--|------------------------------|-----------------------------|------------------------|--------------------------------|------------------------|---------------------------|---------------------------|
| 00-Special Rev Dept/Vcsdc | | | | | | | |
| <u>Interest</u> | | | | | | | |
| 00-40360 Srf/Vcsdc Interest | 0.00 | 639.91 | 10,070.00 | 9,430.09 | 93.65% | 1,524.02 | 8,245.22 |
| Total Interest | 0.00 | 639.91 | 10,070.00 | 9,430.09 | 93.65% | 1,524.02 | 8,245.22 |
| <u>Licenses & Permits</u> | | | | | | | |
| 00-40365 Sales Tax Revenues | 46,938.65 | 78,103.03 | 498,655.00 | 420,551.97 | 84.34% | 73,802.83 | 456,342.89 |
| Total Licenses & Permits | 46,938.65 | 78,103.03 | 498,655.00 | 420,551.97 | 84.34% | 73,802.83 | 456,342.89 |
| Total Special Rev Dept/Vcsdc | 46,938.65 | 78,742.94 | 508,725.00 | 429,982.06 | 84.52% | 75,326.85 | 464,588.11 |
| Total Revenue | 46,938.65 | 78,742.94 | 508,725.00 | 429,982.06 | 84.52% | 75,326.85 | 464,588.11 |

City of Venus
 Revenue and Expense Report
 As of November 30, 2025

11/24/2025 10:54 AM

| 30 - VCSDC Department Expense | Current Month Expense/Rev | Year To Date Expense/Rev | Current Year Budget | Budget Balance Remaining | % Balance Remaining | Prior Year YTD Balance | Prior Year FY End Bal. |
|--|------------------------------|-----------------------------|------------------------|--------------------------------|------------------------|---------------------------|---------------------------|
| 00-Special Rev Dept/Vcsdc | | | | | | | |
| <u>Travel & Training</u> | | | | | | | |
| 00-50418 Dues & Memberships | 0.00 | 44.38 | 0.00 | (44.38) | 0.00% | 0.00 | 0.00 |
| Total Travel & Training | 0.00 | 44.38 | 0.00 | (44.38) | 0.00% | 0.00 | 0.00 |
| <u>Supplies</u> | | | | | | | |
| 00-50420 Uniforms | 0.00 | 0.00 | 500.00 | 500.00 | 100.00% | 0.00 | 0.00 |
| 00-50421 Office Supplies | 0.00 | 0.00 | 500.00 | 500.00 | 100.00% | 0.00 | 0.00 |
| 00-50426 Gas & Oil | 0.00 | 0.00 | 750.00 | 750.00 | 100.00% | 0.00 | 0.00 |
| 00-50429 Department Supplies | 506.30 | 506.30 | 3,565.00 | 3,058.70 | 85.80% | 73.24 | 282.96 |
| Total Supplies | 506.30 | 506.30 | 5,315.00 | 4,808.70 | 90.47% | 73.24 | 282.96 |
| <u>Utilities</u> | | | | | | | |
| 00-50430 Cell Phone & Mifi | 0.00 | 0.00 | 600.00 | 600.00 | 100.00% | 40.75 | 40.75 |
| 00-50432 Utilities | 194.23 | 1,187.76 | 12,000.00 | 10,812.24 | 90.10% | 1,840.42 | 12,496.08 |
| Total Utilities | 194.23 | 1,187.76 | 12,600.00 | 11,412.24 | 90.57% | 1,881.17 | 12,536.83 |
| <u>Small Equipment</u> | | | | | | | |
| 00-50433 Small Equipment | 0.00 | 0.00 | 2,500.00 | 2,500.00 | 100.00% | 0.00 | 0.00 |
| Total Small Equipment | 0.00 | 0.00 | 2,500.00 | 2,500.00 | 100.00% | 0.00 | 0.00 |
| <u>Maintenance & Repairs</u> | | | | | | | |
| 00-50442 Building R&M | 78.00 | 3,085.50 | 5,000.00 | 1,914.50 | 38.29% | 148.00 | 837.98 |
| 00-50444 Economic Dev. Incentives | 0.00 | 0.00 | 50,000.00 | 50,000.00 | 100.00% | 0.00 | 0.00 |
| Total Maintenance & Repairs | 78.00 | 3,085.50 | 55,000.00 | 51,914.50 | 94.39% | 148.00 | 837.98 |
| <u>Contracted Services</u> | | | | | | | |
| 00-50459 Audit Services | 0.00 | 0.00 | 5,000.00 | 5,000.00 | 100.00% | 2,666.00 | 4,000.00 |

City of Venus
 Revenue and Expense Report
 As of November 30, 2025

11/24/2025 10:54 AM

| 30 - VCSDC Department Expense | Current Month Expense/Rev | Year To Date Expense/Rev | Current Year Budget | Budget Balance Remaining | % Balance Remaining | Prior Year YTD Balance | Prior Year FY End Bal. |
|--|------------------------------|-----------------------------|------------------------|--------------------------------|------------------------|---------------------------|---------------------------|
| 00-50462 Legal Expenses | 250.00 | 500.00 | 3,600.00 | 3,100.00 | 86.11% | 500.00 | 2,750.00 |
| 00-50466 City Contr-Admin Costs | 0.00 | 0.00 | 10,275.00 | 10,275.00 | 100.00% | 0.00 | 9,060.00 |
| 00-50469 Liability & Property Ins | 0.00 | 400.00 | 1,575.00 | 1,175.00 | 74.60% | 336.25 | 1,345.00 |
| Total Contracted Services | <u>250.00</u> | <u>900.00</u> | <u>20,450.00</u> | <u>19,550.00</u> | <u>95.60%</u> | <u>3,502.25</u> | <u>17,155.00</u> |
| <u>Departmental</u> | | | | | | | |
| 00-50485 Marketing & Promotional | 0.00 | 0.00 | 2,500.00 | 2,500.00 | 100.00% | 0.00 | 71.99 |
| 00-50491 City Contr-Special Events | 0.00 | 6,173.70 | 35,000.00 | 28,826.30 | 82.36% | 5,253.92 | 36,696.08 |
| 00-50493 Miscellaneous | 0.00 | 0.00 | 500.00 | 500.00 | 100.00% | 0.00 | 0.00 |
| Total Departmental | <u>0.00</u> | <u>6,173.70</u> | <u>38,000.00</u> | <u>31,826.30</u> | <u>83.75%</u> | <u>5,253.92</u> | <u>36,768.07</u> |
| <u>Capital Outlay</u> | | | | | | | |
| 00-50677 Park Improvements | 0.00 | 6,000.00 | 180,000.00 | 174,000.00 | 96.67% | 0.00 | 38,705.05 |
| Total Capital Outlay | <u>0.00</u> | <u>6,000.00</u> | <u>180,000.00</u> | <u>174,000.00</u> | <u>96.67%</u> | <u>0.00</u> | <u>38,705.05</u> |
| <u>Transfers</u> | | | | | | | |
| 00-50720 Transfer (In) Out - Dsf | 0.00 | 0.00 | 223,730.00 | 223,730.00 | 100.00% | 0.00 | 0.00 |
| Total Transfers | <u>0.00</u> | <u>0.00</u> | <u>223,730.00</u> | <u>223,730.00</u> | <u>100.00%</u> | <u>0.00</u> | <u>0.00</u> |
| Total Special Rev Dept/Vcsdc | <u>1,028.53</u> | <u>17,897.64</u> | <u>537,595.00</u> | <u>519,697.36</u> | <u>96.67%</u> | <u>10,858.58</u> | <u>106,285.89</u> |
| Total Expense | <u>1,028.53</u> | <u>17,897.64</u> | <u>537,595.00</u> | <u>519,697.36</u> | <u>96.67%</u> | <u>10,858.58</u> | <u>106,285.89</u> |



Mundo and Associates, Inc.
Engineering • City Planning • Economic Development

From Vision to Action

AGENDA

Offering An Alternative
to Employee Based
Management of Your
Economic
Development Services

Mundo and
Associates, Inc.

Services Offered

Timing of Delivery of
Services

Action Steps Needed

Consider
Consultant
Delivered
Professional
Management of
your Economic
Development
Services




Consultant Based Delivery for your Professional Economic Development Services

► **Efficiencies to Achieving Success**

- Save \$\$ with no Employee Benefit Costs.
- Mundo Consultants have proven experience, credentials and success records.
- Mundo Consultants recognized for action and investment achievements.
- Less start up time. Mundo knows how to quickly ramp up your economic development program.
- Venus would be instantly recognized in the DFW economic development market due to its association with Mundo and Associate, Inc.
- Achievement will be measured.

Mundo and Associates, Inc. is a firm specializing in...

economic development,
city planning, and
civil engineering.



MUNDO



Firm Profile

In October 2004, the company was incorporated in Texas as an S-Corporation by Pam Mundo.

In March 2007, Mundo and Associates, Inc. became certified as a TX HUB/WBE.

In July 2008, Mundo and Associates, Inc. became registered by the Texas Board of Professional Engineers to perform engineering services in Texas #F-10600.

EIN: 20-1770416

UEID Unique Entity Identifier:

DM9KLF9HPHN5

NAICS: 541330, 54161

Website:

<https://www.mundoandassociates.com>

Flipbook Brochure:

<https://mundoandassociates.com/flipbook/>

Mundo and Associates has received awards for their work with clients.

**Texas Economic Development Council
Economic Excellence Award**



Lavon TX EDC has achieved this recognition 8 times under the direction of Mundo and Associates.

**Texas Economic Development Council
Community Economic Development Award**



Lorena Texas received this award twice for TIF development and Bright Farms



International Economic Development Council 2 awards for Lavon Texas



Sunnyvale, TX received a Dallas Area Chamber of Commerce Momentum Award to the Marazzi Tile Expansion



Pam Mundo AICP/CEcD

President of Mundo and Associates, Inc.

1. Certified in City Planning and Economic Development
2. Over 45 years of experience in the field



Jason Mundo P.E./CEcD

Vice President of Mundo and Associates, Inc.

1. Licensed Professional Engineer and Certified In Economic Development
2. Over 25 years of experience in the field

Mundo Offered Professional Management Services

Organizational Essentials

1. Identify and propose monthly agenda actions for EDC, attend monthly meeting and providing advise and counsel.
2. Coordinate with City Staff and Mayor monthly of actions to be accomplish.
3. Build the annual strategic plan of goals, strategies and actions, budget and the annual report.
4. Respond promptly to Venus inquiries regarding economic development.
5. Meet quarterly at a Council meeting to report EDC actions and accomplishments.

Market Data Update

1. Identify, at rate of 3 per month, development site opportunities and assess their market readiness. Provide report to the Board.
2. Review City web site of economic development facts and update with Civic Plus.
3. Recommend additions to the web site and other marketing tools, surveys and action.
4. Contact monthly 3-5 landowners, Realtors and developers active or interested in Venus and report to Board the findings.

Marketing Actions

1. Coordinate & collaborate with Governor's Economic Development Office on prospects and Venus sites.
2. Coordinate & collaborate with Greater Dallas Chamber of Commerce on prospects and Venus sites.
3. Network with Regional Commercial Real Estate Firms and Developers regarding the Venus sites.
4. Seek out opportunities for presenting Venus as a development opportunity and report these opportunities to the Board.

Additional Mundo Offered Services

Complete State/Federal Requirements for Type B Corporations

1. Complete Comptroller's Annual Report.
2. Complete Annual Eminent Domain Filing.
3. Review and recommend updates to Articles and By-laws, Policy and procedure documents.
4. Monitor and report on legislative and state/federal department regulations and opportunities for economic development.
5. Attend the State required Sales Tax Training for EDC's

Serve as the Venus point of contact on economic development activities & efforts

1. Be available via email, cell phone, or written correspondence for consultation on Venus development opportunities.
2. Schedule minimum of 4 monthly meetings in Venus for outreach monthly with local and area commercial interests to collaborate on investment strategies.
3. Plan for aerial, digital photo and video presentations of the Venus strengths and encourage Board participation and investments in these tools.
4. Recommend collaborative actions to spark interest in Venus opportunities.

Propose incentive tools and opportunities to find deals and investments

1. Provide training of incentives available to Venus EDC and how to wisely use the tools.
2. Suggest local benefiting incentives to aid in small business development.
3. Prepared economic impact reviews of development opportunities.
4. Provide ways to evaluate the options and offer deal making.
5. Aid the budgeting of incentive funds to meet strategic actions



Timing of Delivery of Services 55 hours

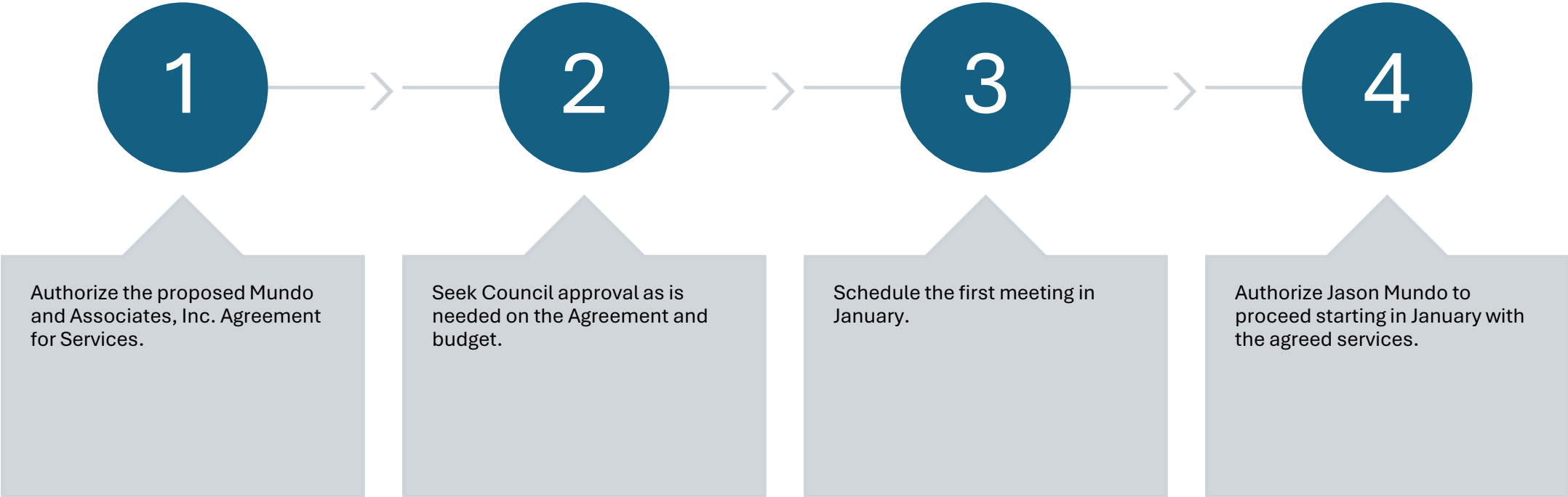
Achieving goals for Venus economic development program is the basis of the services offered by Mundo and Associates, Inc.


We want to assist you in a step-by-step process of development actions that lead to your success.

Most success is achieved being out in the field communicating the opportunities not sitting behind a desk. However, we document the hours spent.

We offer you 55 hours of professional service a month to achieve the services identified here or enumerated by the Board of Directors as your program advances for a fee of \$150 per hour or \$8,250 per month.

Action Steps Needed





MUNDO

THANK YOU

Jason Mundo, P.E./CEcD

Vice President

Mundo and Associates, Inc.

jason@mundoandassociates.com

| 30 - VCSDC | 2025 Current | 2026 Working | % Change |
|------------------------|-----------------|-----------------|----------|
| Revenue Summary | | | |
| Interest | 10,070.00 | 10,070.00 | 0.00% |
| Intergovernmental | 0.00 | 0.00 | 0.00% |
| Licenses & Permits | 405,810.00 | 498,655.00 | 22.88% |
| Miscellaneous | 0.00 | 0.00 | 0.00% |
| Revenue Totals | 415,880.00 | 508,725.00 | 22.32% |
| Expense Summary | | | |
| Capital Outlay | 180,000.00 | 180,000.00 | 0.00% |
| Contracted Services | 18,235.00 | 20,450.00 | 12.15% |
| Departmental | 38,000.00 | 38,000.00 | 0.00% |
| Maintenance & Repairs | 53,400.00 | 55,000.00 | 3.00% |
| Not categorized | 0.00 | 0.00 | 0.00% |
| Personnel | 154,365.00 | 0.00 | -100.00% |
| Small Equipment | 2,500.00 | 2,500.00 | 0.00% |
| Special Projects | 0.00 | 0.00 | 0.00% |
| Supplies | 3,050.00 | 5,315.00 | 74.26% |
| Transfers | 0.00 | 223,730.00 | 0.00% |
| Travel & Training | 2,050.00 | 0.00 | -100.00% |
| Utilities | 12,600.00 | 12,600.00 | 0.00% |
| Vehicle Leases | 0.00 | 0.00 | 0.00% |
| Expense Totals | 464,200.00 | 537,595.00 | 15.81% |

| 30 - VCSDC Special Rev Dept/Vcsdc | 2025 Current | 2026 Working | % Change | Notes |
|--|-----------------|-----------------|----------|-------|
| 30-40360 Srf/Vcsdc Interest | 10,070.00 | 10,070.00 | 0.00% | |
| 30-40365 Sales Tax Revenues | 405,810.00 | 498,655.00 | 18.62% | |
| 30-40366 Special Events | 0.00 | 0.00 | 0.00% | |
| 30-40375 Cleaning Fees (Pass-Thr | 0.00 | 0.00 | 0.00% | |
| 30-40378 Audit Adjustments | 0.00 | 0.00 | 0.00% | |
| 30-40390 Srf/Vcsdc Fund Balance | 0.00 | 0.00 | 0.00% | |
| Special Rev Dept/Vcsdc Totals | 415,880.00 | 508,725.00 | 18.25% | |
| Revenue Totals | 415,880.00 | 508,725.00 | 18.25% | |

| 30 - VCSDC | 2025 | 2026 | % Change | Notes |
|-----------------------------------|------------|-----------|----------|-------|
| Special Rev Dept/Vcsdc | Current | Working | | |
| 30-00-50400 Salaries & Wages | 108,520.00 | 0.00 | -100.00% | |
| 30-00-50401 Social Security | 6,730.00 | 0.00 | -100.00% | |
| 30-00-50402 Unemployment Taxes | 750.00 | 0.00 | -100.00% | |
| 30-00-50403 Medicare | 1,575.00 | 0.00 | -100.00% | |
| 30-00-50404 Retirement (Tmrs) | 15,195.00 | 0.00 | -100.00% | |
| 30-00-50406 Workers Comp | 1,690.00 | 0.00 | -100.00% | |
| 30-00-50407 Overtime | 19,105.00 | 0.00 | -100.00% | |
| 30-00-50408 City Contr - Edc Pers | 0.00 | 0.00 | 0.00% | |
| 30-00-50410 Health Insurance | 0.00 | 0.00 | 0.00% | |
| 30-00-50411 City Contr-Park Perso | 0.00 | 0.00 | 0.00% | |
| 30-00-50412 HRA | 800.00 | 0.00 | -100.00% | |
| 30-00-50416 Training | 1,500.00 | 0.00 | -100.00% | |
| 30-00-50418 Dues & Memberships | 550.00 | 0.00 | -100.00% | |
| 30-00-50420 Uniforms | 300.00 | 500.00 | 40.00% | |
| 30-00-50421 Office Supplies | 500.00 | 500.00 | 0.00% | |
| 30-00-50425 Vcsdc Special Project | 0.00 | 0.00 | 0.00% | |
| 30-00-50426 Gas & Oil | 750.00 | 750.00 | 0.00% | |
| 30-00-50429 Department Supplies | 1,500.00 | 3,565.00 | 57.92% | |
| 30-00-50430 Cell Phone & Mifi | 600.00 | 600.00 | 0.00% | |
| 30-00-50432 Utilities | 12,000.00 | 12,000.00 | 0.00% | |
| 30-00-50433 Small Equipment | 2,500.00 | 2,500.00 | 0.00% | |
| 30-00-50438 Legal Notices | 0.00 | 0.00 | 0.00% | |
| 30-00-50442 Building R&M | 2,500.00 | 5,000.00 | 50.00% | |
| 30-00-50443 Marketing & Promotio | 0.00 | 0.00 | 0.00% | |
| 30-00-50444 Economic Dev. Incenti | 50,000.00 | 50,000.00 | 0.00% | |
| 30-00-50445 Vehicle R&M | 450.00 | 0.00 | -100.00% | |

| 30 - VCSDC | 2025 | 2026 | % Change | Notes |
|-------------------------------------|-----------|-----------|----------|-------|
| Special Rev Dept/Vcsdc | Current | Working | | |
| 30-00-50446 Equipment R&M | 450.00 | 0.00 | -100.00% | |
| 30-00-50448 Park Maintenance | 0.00 | 0.00 | 0.00% | |
| 30-00-50458 Contracted Services | 0.00 | 0.00 | 0.00% | |
| 30-00-50459 Audit Services | 4,000.00 | 5,000.00 | 20.00% | |
| 30-00-50461 Annual Audit | 0.00 | 0.00 | 0.00% | |
| 30-00-50462 Legal Expenses | 3,600.00 | 3,600.00 | 0.00% | |
| 30-00-50465 Cleaning Services | 0.00 | 0.00 | 0.00% | |
| 30-00-50466 City Contr-Admin Cos | 9,060.00 | 10,275.00 | 11.82% | |
| 30-00-50467 Vcsdc Capital Outlay | 0.00 | 0.00 | 0.00% | |
| 30-00-50469 Liability & Property In | 1,575.00 | 1,575.00 | 0.00% | |
| 30-00-50471 VCSDC Bond Indebte | 0.00 | 0.00 | 0.00% | |
| 30-00-50480 Vcsdc Cash Reserves | 0.00 | 0.00 | 0.00% | |
| 30-00-50483 VCSDC Cov Reimbur | 0.00 | 0.00 | 0.00% | |
| 30-00-50484 Vcsdc Bank Of New Y | 0.00 | 0.00 | 0.00% | |
| 30-00-50485 Marketing & Promotio | 2,500.00 | 2,500.00 | 0.00% | |
| 30-00-50486 Miscellaneous | 0.00 | 0.00 | 0.00% | |
| 30-00-50491 City Contr-Special Ev | 35,000.00 | 35,000.00 | 0.00% | |
| 30-00-50492 City Contr-Land Purc | 0.00 | 0.00 | 0.00% | |
| 30-00-50493 Miscellaneous | 500.00 | 500.00 | 0.00% | |
| 30-00-50495 Park Grant Expenditu | 0.00 | 0.00 | 0.00% | |
| 30-00-50560 Vehicle Lease Payme | 0.00 | 0.00 | 0.00% | |
| 30-00-50561 Vehicle Make Ready | 0.00 | 0.00 | 0.00% | |
| 30-00-50562 Vehicle Maint Plan | 0.00 | 0.00 | 0.00% | |
| 30-00-50660 Special Projects | 0.00 | 0.00 | 0.00% | |
| 30-00-50667 Cap Out-Audio/Visual | 0.00 | 0.00 | 0.00% | |
| 30-00-50668 Cap Out-Kitchen Rem | 0.00 | 0.00 | 0.00% | |

| 30 - VCSDC | 2025 | 2026 | % Change | Notes |
|-------------------------------------|------------|------------|----------|--|
| Special Rev Dept/Vcsdc | Current | Working | | |
| 30-00-50669 Fielder Park Security | 0.00 | 0.00 | 0.00% | |
| 30-00-50670 Cap Out-Fielder Park | 0.00 | 0.00 | 0.00% | |
| 30-00-50671 Cap Out-Shanna Park | 0.00 | 0.00 | 0.00% | |
| 30-00-50672 Cap Out-Fielder Park | 0.00 | 0.00 | 0.00% | |
| 30-00-50673 Cap Out-Baseball Fiel | 0.00 | 0.00 | 0.00% | |
| 30-00-50674 Parks Shade Canopie | 0.00 | 0.00 | 0.00% | |
| 30-00-50675 Audio System | 0.00 | 0.00 | 0.00% | |
| 30-00-50676 Land Purchase | 0.00 | 0.00 | 0.00% | |
| 30-00-50677 Park Improvements | 180,000.00 | 180,000.00 | 0.00% | |
| 30-00-50720 Transfer (In) Out - Dsf | 0.00 | 223,730.00 | 100.00% | Salaries/benefits Debt service payment obligation |
| 30-00-50740 Transfers (In) Out - Gr | 0.00 | 0.00 | 0.00% | |
| Special Rev Dept/Vcsdc Totals | 464,200.00 | 537,595.00 | 13.65% | |
| Expense Totals | 464,200.00 | 537,595.00 | 13.65% | |